

CABICO



SPACES OF
REFLECTION

2025 - 2026
CATALOG



2025 - 2026
CATALOG

SPACES OF
REFLECTION

SPACES OF

REFLECTION

CABICO INFUSES EACH CUSTOMER'S PROJECT WITH THEIR PERSONALITY — BRINGING DREAM-COME-TRUE DESIGNS TO LIFE THROUGH CABINETRY AS A FORM OF SELF-EXPRESSION.

EVERY CREATION REFLECTS CABICO'S KNOW-HOW, QUALITY AND ATTENTION TO DETAIL AS WELL AS EACH OF OUR CUSTOMER'S UNIQUE CHARACTER AND ASPIRATIONS. TO US, THESE ARE SPACES OF REFLECTION.



FINISH DOOR STYLE EARLY BREEZE 9500

TAILORED CABINETRY

Cabico cabinetry exudes personality — your personality. Our experts select colors and materials to create space that’s unmistakably yours, where every subtlety and special feature is tailored to your vision.

EVERY INCH CUSTOMIZED TO YOU

At Cabico, we understand that personalization is all about precision. Every person is unique, with their own personality and character that define who they are. We transpose this principle in our projects, each with its own special detail that makes it unique, inspired by you — your lifestyle, your aspirations, and your individuality.

Through a co-creative process with our experts, we translate inspiration into form with intention and care. Because we believe that true custom isn’t just about what fits your space — it’s about what fits you.

FINISH DOOR STYLE NANTUCKET GREY ON MDF 8300 / 9090 OPTION OP05



SPACES OF REFLECTION

BALANCE & ELEGANCE

This kitchen is a study in balance — soft lines, warm textures, and a sense of calm. The space was created to match a desire to experience tranquility daily in a living environment.

The reeded hood brings subtle movement and a tactile layer that draws the eye. At the center, the island showcases the beauty of natural woodgrain in a minimalist form. Paired with tall blue painted cabinets, the look is quiet yet confident.





“At Cabico, we believe in true freedom of design. Our fully custom approach empowers designers and homeowners to bring their vision and story to life, creating tailored projects backed by exceptional quality, craftsmanship and creativity.”

Mary Bouvier
Marketing Director at Cabico

| | | | |
|------------|---------------------|------------|---------------------|
| ISLAND | | PERIMETER | |
| FINISH | ALMOND ON RED BIRCH | FINISH | EARLY BREEZE ON MDF |
| DOOR STYLE | 95 | DOOR STYLE | 9500 / 9100 |



REFINED TRANQUILITY

This kitchen captures the beauty of restraint — a visual representation of less is more, bringing simplicity and refinement in harmony, into everyday life.

Nothing shouts, yet everything speaks. From the rounded island to the integrated open shelves, the layout invites both flow and function. Contrasting textures add depth without excess, offering a composed and inviting atmosphere.



WOOD CABINETS
FINISH
DOOR STYLE

CANYON ON CHERRY
90

SOLID CABINETS
FINISH
DOOR STYLE

SOOTHING SAND ON MDF
85



A SENSE OF STILLNESS

Rooted in the Japandi aesthetic, this floating vanity transforms any mundane moment into one of serenity.

With natural light, soft textures, and harmonious tones, the room becomes a true retreat — where design meets intention, and stillness meets beauty. The quiet warmth of white oak, the clean lines of recessed drawers, and the elevated form create a space that feels both grounded and weightless.



FINISH
DOOR STYLE

WHITE WASHED ON WHITE OAK
99



DOOR SELECTION

Selected for their distinctive character, these doors showcase Cabico craftsmanship. They represent a carefully chosen sample from our extensive range of styles and finishes, reflecting our tailored approach in design and material for endless possibilities that truly represent you.



GARDEN GATE
ON MDF

DOOR STYLE 8300

CANYON
ON CHERRY

DOOR STYLE 90





MARITIME NIGHT
ON MDF

DOOR STYLE 8300



NATURAL
ON WHITE OAK

DOOR STYLE 99



SIENNA
ON RED BIRCH

DOOR STYLE 95




SOOTHING SAND
ON MDF

DOOR STYLE 9500



LATTE WALNUT
WOODGRAIN
LAMINATE

DOOR STYLE 70



SOOTHING SAND
ON MDF

DOOR STYLE 9700




PURE WHITE
ON MDF


DOOR STYLE 9100

A WORLD OF COLORS

This palette offers a glimpse into the endless paint possibilities available at Cabico. From soft, timeless tones to richer, more daring hues, each color is thoughtfully chosen to enhance your space and reflect your individuality.



ROOIBOS




OYSTER




MEDITATION
STONE




CLAY




RESTFUL
DUSK




OCEAN



MARITIME
NIGHTS




BALTIC
SHORE



MIST




SOOTHING
SAND



STEEL
REFLECTION




EARLY
BREEZE




EARTHY
GREEN




GENTLE
EVERGREEN




PEACEFUL
FOREST




ROSEMARY
GREEN



BLACK




SVELTE



BLUE
FIR




SUMMER
STORM




GARDEN
GATE




PISTACHIO




DUNE



NANTUCKET
GREY




GRAPHITE




FAWN




PEARL
BLISS




HOLLOW
WHITE




DOVE




CLOUD



WHITE



CHANTILLY



DAYLIGHT



PURE
WHITE

THE NATURAL BEAUTY OF STAIN

Stains enhance the richness of natural wood, drawing out the grain's natural character, warmth and subtle movement. Each variation tells its own story — your story, shaped by the wood and elevated through craftsmanship.




CANYON
ON CHERRY



CHESTNUT
ON CHERRY



SIENNA
ON RED BIRCH




PEBBLE
ON BLACK WALNUT



EBONY
ON CHERRY



ALMOND
ON CHERRY



RAVEN
ON WHITE OAK



BROWNSTONE
ON RED OAK




DRIFTWOOD
ON MAPLE



PORTOBELLO
ON MAPLE



SUEDE
ON WHITE OAK



TOPAZ
ON BLACK WALNUT



WILLOW
ON MAPLE



NATURAL
ON MAPLE



WHITE
WASHED
ON WHITE OAK



NATURAL
ON WALNUT

THE ART OF LAMINATES

Our collection of laminates combines visual impact with exceptional realism. From rich woodgrains that echo the texture and warmth of natural wood to sleek colored finishes, each surface is crafted to elevate modern living. Designed for beauty, built for durability — these laminates offer a striking alternative without compromise.



DEEP
HICKORY
WOODGRAIN
LAMINATE



MIDNIGHT
WALNUT
WOODGRAIN
LAMINATE



BRIGHT
WALNUT
WOODGRAIN
LAMINATE




DARK
OAK
WOODGRAIN
LAMINATE




STORMY
WALNUT
WOODGRAIN
LAMINATE



SHADED
WALNUT
WOODGRAIN
LAMINATE



BORAGE
BLUE
COLORED
LAMINATE




ROSEMARY
GREEN
COLORED
LAMINATE




COFFEE
WALNUT
WOODGRAIN
LAMINATE



TANNED
WALNUT
WOODGRAIN
LAMINATE



PEPPER
BLACK
COLORED
LAMINATE



NIGELLA
GREY
COLORED
LAMINATE




EARTHY
WALNUT
WOODGRAIN
LAMINATE



LATTE
WALNUT
WOODGRAIN
LAMINATE



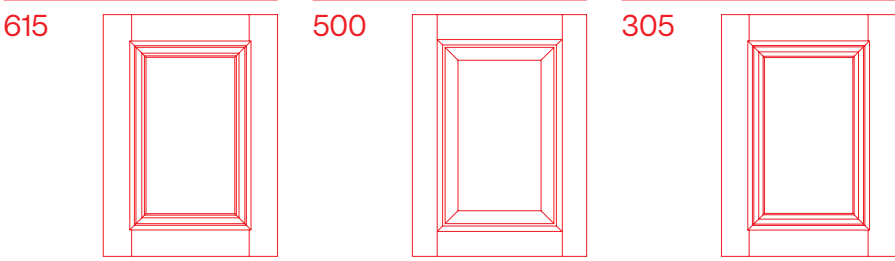
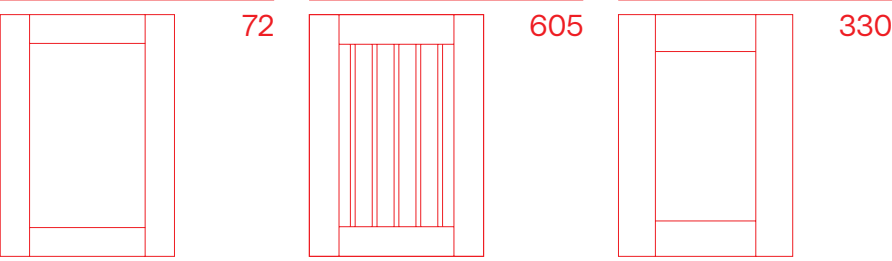
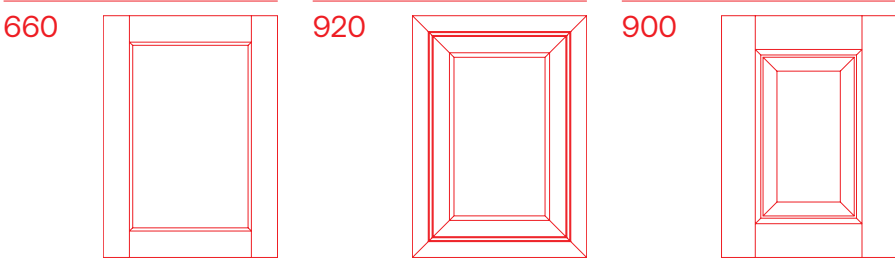
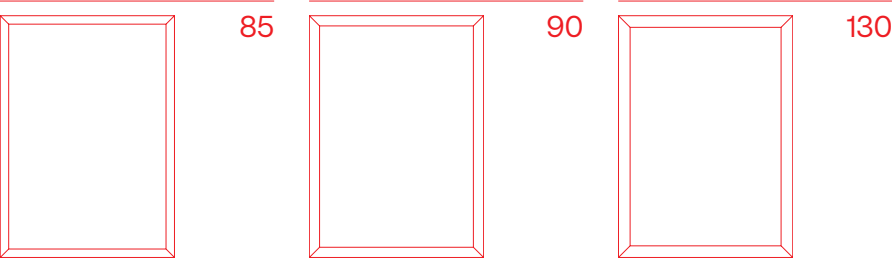
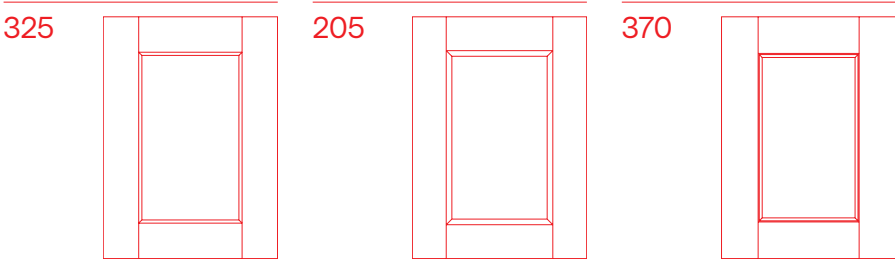

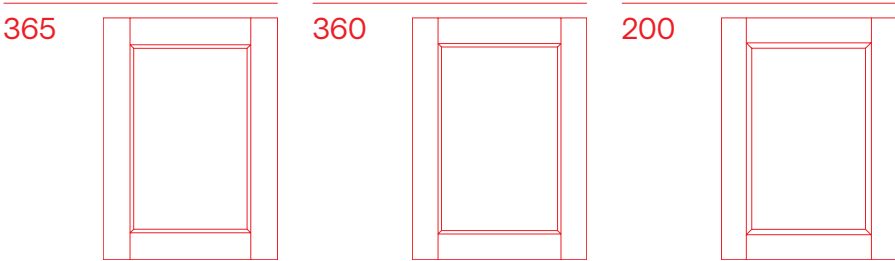
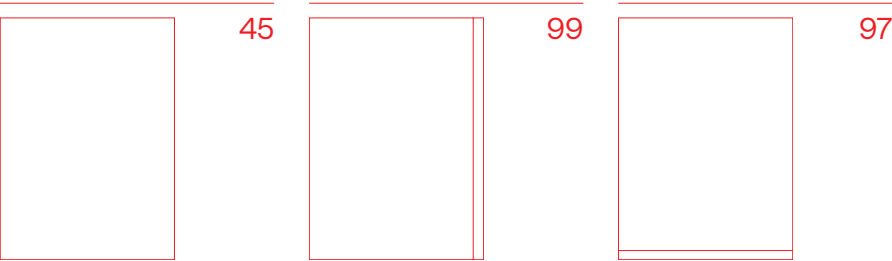
TRUFFLE
GREY
COLORED
LAMINATE



VANILLA
WHITE
COLORED
LAMINATE

DOOR STYLES

We believe design has no limits. Every door style is an invitation to express your unique vision — crafted with care, tailored with purpose. From classic silhouettes to bold statements, each piece reflects our commitment to true custom work and total design freedom.



TEN PILLARS OF CRAFTMANSHIP

- | | | |
|-----|-----------------------------|--|
| 01. | INNATE REFINEMENT | Superior dovetail craftsmanship with a 3⁄8" solid plywood bottom — an elevated standard in durability and design. |
| 02. | REMARKABLE PRECISION | Framed and frameless dowel construction, ensuring seamless alignment for a precise assembly. |
| 03. | GLAZING EXPERTISE | Hand-applied glazes that bring depth, dimension, and a distinctive character to every piece. |
| 04. | UNCOMPROMISING STRENGTH | Crafted for longevity with ultra-sturdy 3⁄4" construction in frameless cabinetry and durable construction in framed cabinetry. |
| 05. | EFFORTLESS FUNCTIONALITY | BLUM soft-close technology is our standard, in both frameless and face-frame constructions. |

- | | | |
|-----|-----------------------------|---|
| 06. | CONTINUOUS AESTHETIC | Optional woodgrain matching for a cohesive, harmonious and nature-oriented design. |
| 07. | ADVANCED TECHNOLOGY | Laser edge application on colored and wood-grain laminates for precision and durability. |
| 08. | INTEGRATED CUSTOMIZATION | Factory-installed accessories, offering limitless possibilities to optimize every space. |
| 09. | COLOR INNOVATION | An in-house Color Lab dedicated to developing rich, custom finishes tailored to you. |
| 10. | ENDURING FINISHES | High-density solid paint finishes, expertly formulated for exceptional durability and resilience. |

BRING YOUR VISION TO REALITY

Contact your Cabico dealer
and enjoy a tailored lifestyle,
inspired by you.



